



Recyclables and Waste Collection Calendar

There will be three changes from January 2025.

For general household

Change

1 Collect all plastic items together.

There will no longer be any distinction between "plastic containers and packaging" and "plastic products"; they will all be collected together as "**plastics**."



You can put them all in the same bag.



See page 5 for details.

Change

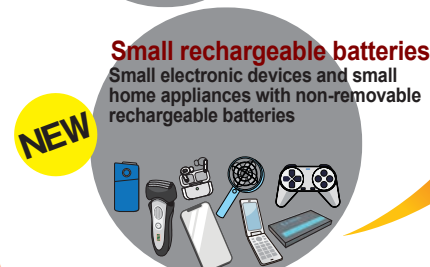
2 Collection days for some items have changed.

Please be sure to check the calendar starting on page 12.



Change

3 Small electronic devices and small home appliances with non-removable rechargeable batteries must be disposed of as hazardous waste.



Hazardous waste



See page 4 for details.

How to dispose of Recyclables and Waste

For more details, please confirm the Tachikawa Waste Sorting App, Recyclables and Waste Sorting Handbook (Revised Edition, issued January 2025), or the City Official Website.

Tachikawa waste sorting app 



iOS



Android



Sorting Handbook



City's website



Designated collection bags for household waste

Combustible Waste

Yellow designated bag




You cannot use collection bags designated by other cities.
Please dispose of unnecessary collection bags designated by other cities as combustible waste.

Pay Service

Secure by tying the opening of the collection bag when putting out the collection bag.

Non-combustible Waste

Green designated bag



Sales of City-designated bags

You can purchase the city-designated collection bags in units of 10. (We also sell the collection bags as single items and separate sets.)

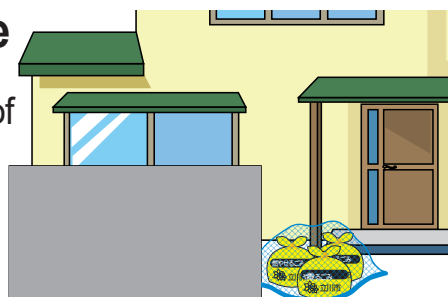
For more details of available locations, please visit our official website, or scan the two-dimensional code to the right.



Waste drop-off location

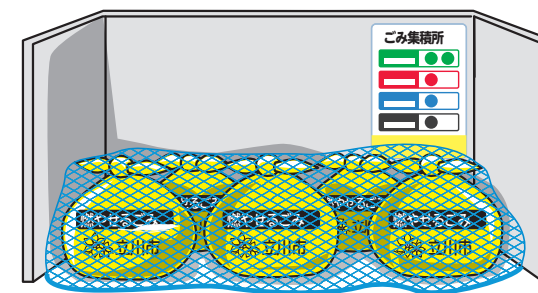
Single-family house

Put the waste out along your premises by the side of the road.



Housing complex

Put the waste out to the collection site on your premises.



If you have moved/relocated to Tachikawa City, built a new home, or changed the location of your waste disposal, please contact the Waste Control Division (☎042-531-5517). Please use a net or equivalent so that crows and cats will not tear open garbage bags. We rent bird nets to apartments. Contact the Waste Management Division.



Be sure to put out waste by 8:00 am. Waste collection is not guaranteed if put out later.

Our collection work will start at 8:00 am. We try to collect waste at the specified time, but the collection time may change depending on the road conditions.

Designated bag

※ You cannot use collection bags designated by other cities.



Combustible waste

Twice a week

Acceptable waste



Precautions when disposing

Please cooperate in draining food waste.

Food waste contains 80% water. Draining helps decrease the bag weight and is more hygienic.

※ About 40% of the combustible waste from homes is kitchen trash.



Free waste collection services

Use transparent or translucent bags of less than 45 liters for disposal.

Paper diapers



Write "Omutsu (Diapers)" on the bag. Drain human waste down the toilet.

※ Please dispose of pet diapers, sanitary products, and incontinence pads in combustible waste bags.

Fallen leaves and weeds



- Dispose of up to 5 bags at a time. Do not put dirt in the bag. (The city cannot handle it.)
- Please dispose of cultivated flowers and fruits in the designated collection bags for combustible waste.

If mercury-containing products (such as fluorescent lamps, mercury thermometers, mercury air thermometers, blood pressure monitors, dry cell batteries, button cells, and small rechargeable batteries) are mixed into household combustible waste, they can significantly impact waste disposal. Please dispose of mercury-containing products as hazardous waste.

Designated bag

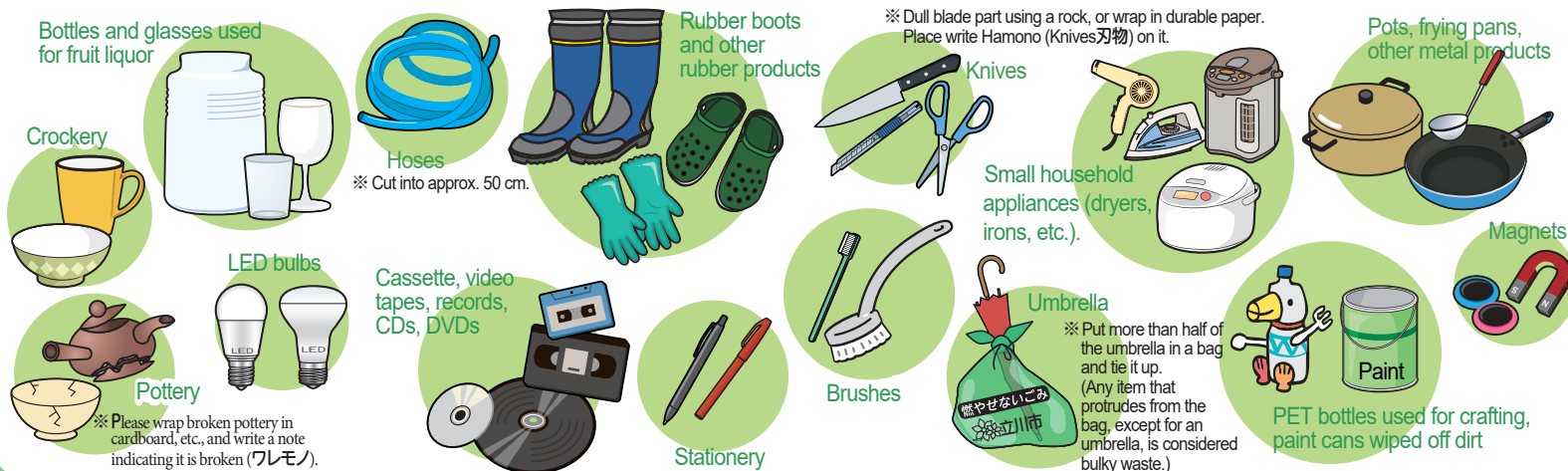
※ You cannot use collection bags designated by other cities.



Non-combustible waste

Every two weeks

Acceptable waste



Common mistakes (non-acceptable waste)

Please dispose of them according to the waste classification in parentheses.

- Mobile batteries (Hazardous waste)
- Fluorescent lights, light bulbs (Hazardous waste)
- Spray cans (Spray cans)

- Vacuum cleaner, electric fan (Bulk waste)



※ You cannot use collection bags designated by other cities.




Hazardous waste (Includes small home appliances and small electronic devices with built-in small rechargeable batteries)

Once a week

Please put the waste in a transparent or semi-transparent bag of up to 45 liters and write "hazardous waste 有害ごみ" clearly on the bag before disposing of it.

Acceptable waste

Items containing mercury



• Fluorescent lamps • Incandescent light bulbs • Batteries • Mercury thermometers • Lighters (used up and out of gas)

Items with small rechargeable batteries that cannot be removed



Electronic cigarette (main unit)



Wireless earphones



Handy electric fan



Wireless game controller



Electric shaver

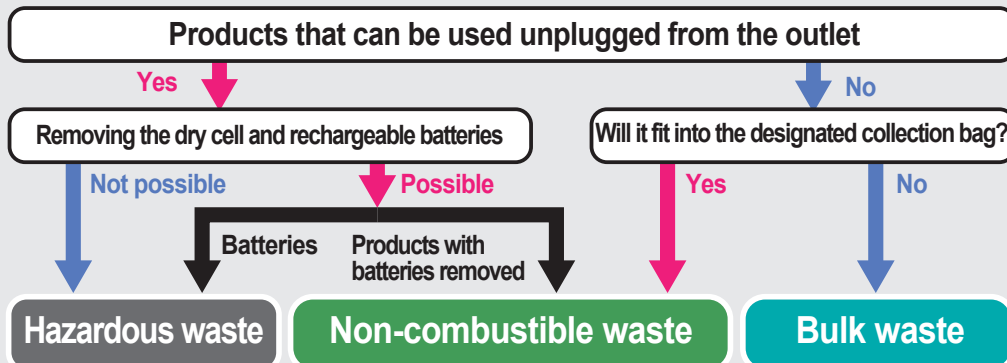


Smartphones
Mobile phones



Mobile batteries

If you're uncertain whether to dispose of "hazardous waste" or "non-combustible waste"...



※ You can also put them in the mobile phone and small appliance collection box (see page 8).

※ You cannot use collection bags designated by other cities.



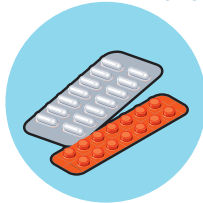
Plastics (Resources)

Once a week

Use transparent or translucent bags less than 45 liters for disposal.

Acceptable waste

Medicine packaging



Plastic bottles



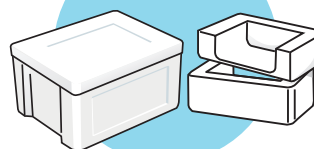
Tubes



Snack bags



Styrofoam



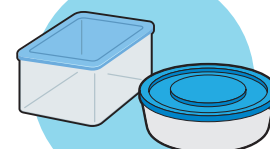
Plastic container



Plastic tableware



Plastic food containers



Sashimi and meat trays, lunch box containers, etc.



PET bottle caps and labels



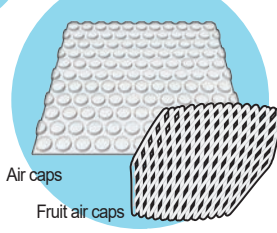
Egg cartons



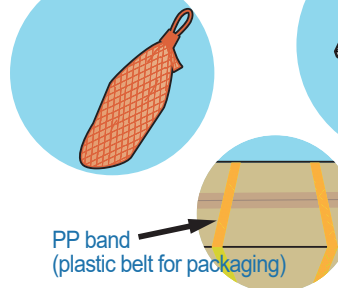
Disposable shopping bags



Cushioning material



Plastic fruit nets for mandarin oranges, etc.



CD (DVD) plastic cases

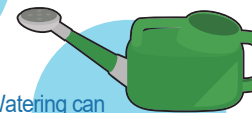


※ Put out paper notes as Miscellaneous paper.

Bucket

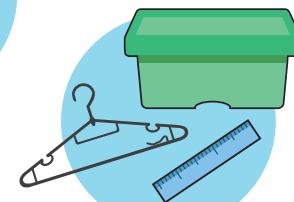


Watering can



※ Remove shower head made of metal. If not possible, dispose of as Non-combustible waste.

Plastic planters, hangers and rulers



Points to note when taking out waste

- Be sure to wipe off dirt and rinse lightly with water before disposal.
- Do not mix in leftover lunch boxes, disposable chopsticks, and similar items.
- If an item is dirty or contains foreign matters, it cannot be recycled. Please cooperate with recycling.
- Items containing other materials, such as metal or rubber, should be disposed of as "non-combustible waste."
- Items that cannot fit into a 45-liter bag should be disposed of as "bulk waste."




Common mistakes (non-acceptable waste)

- Paper cups and paper containers (such as those for ice cream, instant noodles, yogurt, and other similar items) that are dirty or water-repellent.
➡ Combustible waste

Never put the following items in a waste bag.

- Hypodermic needles, syringes
(The city does not accept dispose of them.)
- Scissors, razors (Non-combustible waste)
- Lighters, mobile batteries (Hazardous waste)



Magazines, Books, Misc. papers (Resources)

Every two weeks

Put magazines and books in paper bags or tie them crosswise with string.



Fill shredded paper in a separate bag, air out, and tie the mouth of the bag.

Acceptable waste

Magazines, books, sticky notes, memo paper, flyers, pamphlets, documents, canned beer paper packaging boxes, tissue boxes, paper packages, aluminum-coated paper cartons


Precautions when disposing

- ① Remove the plastic opening from the tissue box and put it out on "Plastics" collection day.
- ② Cut off the transparent film of an envelope with a window and put it out on "combustible waste" collection day.



Let's recycle scrap papers!

Small pieces that we usually throw away as combustible waste, such as memo paper, can also be recycled as magazines and books. Since miscellaneous papers come in different sizes, stuffing them in a paper bag may be easier than tying them up. If a paper bag is unavailable, they can be sandwiched between magazines, etc., and tied up as instructed for magazines and books.



Common mistakes (non-acceptable waste)

Scented paper (detergent boxes), soiled paper (used tissues, etc.), waterproof paper (paper cups, yogurt containers, etc.), photos, receipts, iron-on transfer papers (stuffing bags and shoes, etc.), carbon-backed papers (receipts, etc.), vinyl-coated paper, cup noodle sealing lid, cushioned envelopes, sealed correspondence postcard **Dispose of all items above as "combustible waste".**

Even if the  mark is printed, you cannot recycle it.



Cartons (Resources)

Every two weeks

Rinse inside carton, unfold and flatten. Wrap with string, form a cross and tie a knot.



- Remove the plastic spout from paper cardboard cartons and dispose of it as "plastics." (See page 5.)


※ Paper cartons with an aluminum coating on the inside should be disposed of as miscellaneous paper.



Newspapers / Flyers (Resources)

Every two weeks

Wrap with string, form a cross and tie a knot.



If you want to take it to the retailer, please attach the label provided by the retailer.
If this label is displayed, the city will not collect it.

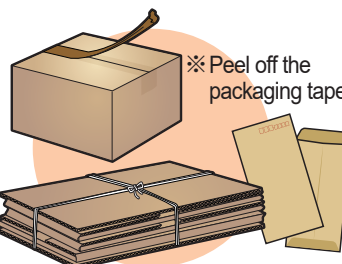
※ Advertising paper and flyers other than inserts will be disposed of as miscellaneous paper.



Cardboard / Brown papers (Resources)

Every two weeks

Wrap with string, form a cross and tie a knot.



※ Peel off the packaging tape.

- Please dispose of used pizza boxes as "combustible" waste.
- Brown paper pieces can be disposed of in brown paper envelopes.

※ Brown paper has a brown torn cross-section.

Paper resources cannot be recycled if they get wet in the rain.

We will collect your items even on rainy days, but please try to put them out next time if possible. Even if you put it out on a rainy day, please put it in the same place as usual.




Glass bottles (Resources)

(Beverages, foods, cosmetic bottles, etc.)

Once a week

Put in a basket or bucket.



- Put bottles in a designated crate, etc. provided by a multi-household complex.
- Do not put bottles into a plastic bag.

▼ Bottles used for fruit liquor

Common mistakes (non-acceptable waste)

Plastic bottle caps → Plastics

Metal bottle caps → Non-combustible waste

Glass bottles for fruit wine, broken bottles → Non-combustible waste

Nail polish bottles, ceramic bottles, glass tableware → Non-combustible waste



PET bottles (Resources)

(PET bottles for beverages, alcoholic beverages, and specific seasonings).

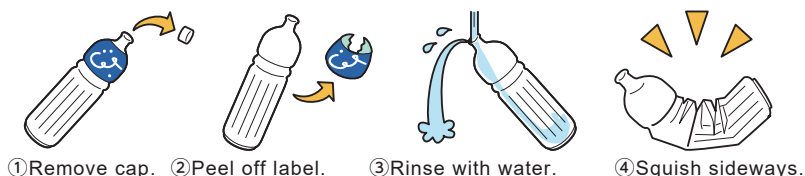
Once a week

Use transparent or translucent bags for waste up to 45 liters.

※ You cannot use collection bags designated by other cities.

Bottle containers for drinking water, juice, and other foods

Please dispose of it to the collection box of the store where you bought it.



- Rinse lightly with water. Remove cap and label, discard as Plastics. (See page 5.)
- We do not collect anything other than bottles. Please dispose of them as plastic.



PET bottles without this recycling symbol should be disposed of as Plastic Containers.

[Examples] Cooking oils (salad dressings, salad oil), sauces and grilled meat sauces, non-food products (detergents, shampoos, cosmetics, medicines, etc.)

※ Please dispose of PET bottles that are used for crafting or crushed vertically as non-combustible waste.




Cans (Resources)

(Cans of beverages, food, sweets, etc.)

Every two weeks

Put in a basket or bucket.



- Put bottles in a designated crate, etc. provided by a multi-household complex.
- Do not put bottles into a plastic bag.

Common mistakes (non-acceptable waste)

Spray Cans → Wednesday "Spray cans" (See page 8.)

Eighteen-liter drums → Bulk waste

Paint cans (designated as non-combustible waste if the remaining paint is wiped clean)

※ The City does not dispose of cans in which paint is remaining.



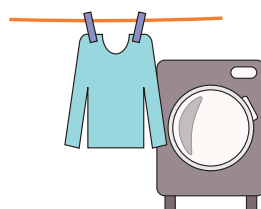
Recyclable clothing (Resources)

(Clothing, fabrics)

Every two weeks

Use transparent or translucent bags for waste up to 45 liters.

※ You cannot use collection bags designated by other cities.



※ Wash and dry used clothing before bagging them.



- Put items made of cotton other than clothing to Combustible waste (designated combustion waste bags).

[Recyclable cloth cannot be used as a resource if it gets wet in the rain.]

We will collect your items even on rainy days, but please put them out next time if possible. Even if you put it out on a rainy day, please put it in the same place as usual.

※ Clothing will be reused. Please leave clothing with buttons and fasteners attached.

※ Recyclable cloth can be disposed of even if it is torn.



Pruned branches (Resources)

Once a
week



- Please cut the pruned branches to approximately 50 cm (branch diameter up to 15 cm), and tie the length with string so that it can be held in one hand.
- Weekly disposal limit is up to 5 bundles.

Unacceptable waste (wrong waste category)

Flowers, timber wood, bamboo, hemp palm, lacquer, oleanders, gatepost "Kadomatsu" are "Combustible waste" (Use yellow designated bags).
Leaves and weeds are also combustible waste. Use transparent or translucent bags for disposal.
(See page 3.)

Note

Mobile phone, small appliances collection box

Mobile phone collection box

Acceptable waste Mobile phone / Smartphone

Box installation locations

Tachikawa General Branch Office ※If a public holiday falls on a Saturday or Sunday, the facility will open and close the substitute holiday.	Monday to Sunday (excluding holidays)	Weekdays 8:30 a.m. ~ 8 p.m. Saturdays and Sundays 8:30 a.m. ~ 5 p.m.
Fujimi Branch Office	Monday to Friday (excluding holidays)	8:30 a.m. ~ 5 p.m.
Tobu Branch Office	Monday to Friday (excluding holidays)	8:30 a.m. ~ 5 p.m.
Seibu Branch Office	Monday to Friday (excluding holidays)	8:30 a.m. ~ 5 p.m.
Izumi Civic Gymnasium ※If a public holiday falls on the second or fourth Thursday of the month, the facility will open and close the following weekday.	Monday to Sunday (excluding 2nd and 4th Thursdays)	9 a.m. ~ 11 p.m.
Shibasaki Civic Gymnasium ※If a holiday falls on the third Monday of the month, the facility will open and close the following weekday.	Monday to Sunday (excluding the third Monday)	9 a.m. ~ 11 p.m.

Small appliances collection box

Acceptable waste Mobile phones, smartphones, tablets, digital cameras, CD/MD players, electronic dictionaries, video cameras, gaming machines, car navigation devices, portable music players, AC adapters, cables, etc.

Box installation locations

City Hall (Main building)	1F Lobby	Mon ~ Fri 8:30 am ~ 5:00 pm
Kodomo Mirai Center	1F South Lobby	Mon ~ Sun 8:30 am ~ 10:00 pm
Clean Center TACHIMNEY	1F Entrance Admin. Bldg.	Mon ~ Sun 9:00 am ~ 5:00 pm (Closed on the first Monday of every month, or the next day if it falls on a holiday)
General Recycling Center	1F Entrance of Recycle Shop	Tue ~ Sun 10:00 am ~ 4:00 pm



Spray cans

Once a
week

※You cannot use collection bags designated by other cities.



※DO NOT puncture holes.

※Cassette cylinders and aerosol cans (all cans and bottles containing gas such as deodorant sprays and hairdressing sprays)

Be sure to use up the gas.

These notations indicate cautions.

火気と高温に注意 火気に注意

Put only spray cans into transparent or translucent bags of less than 45 liters for disposal. (Do not mix spray cans with other hazardous waste.)

Users of carbon dioxide cylinders usually have to return them to the manufacturer. The city cannot collect them.

FAQ (Frequently Asked Questions)

What should I do if there is still content in the spray bottle?

Please use a gas release cap or similar device to release the gas from the container in a well-ventilated outdoor area, away from open flames, before disposing of it.

Animal carcass disposal, collection request

Animal carcass disposal fee

- Stray animals (Collection) Free
- Deceased pets (Collection) 4,000 yen
- Carrying in directly 3,000 yen

Collection request

Please contact the Waste Management Division or visit Tachikawa City Official Website and check for contact information.

Animal carcasses disposal site

(Clean Center TACHIMNEY たちまにい) 2002 Izumi-cho

☎042-519-5319

【Acceptance hours】 8:30 am-12:00 pm, 1:00 pm-4:00 pm
Monday to Friday

Unacceptable Waste in Tachikawa City

Tires, tire wheels, batteries, auto parts, fire extinguishers, large safes, paints, dirt, rocks, sand (including fertilizer), pianos, agricultural chemicals, etc., gas canisters, (butane gas portable cartridges not included), toxic substances as medication, concrete, bricks, construction debris, oil, medical waste (hypodermic needles), kerosene, automobiles, etc.

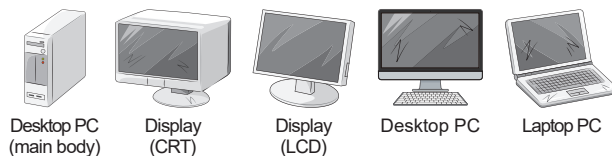
We do not accept interior restoration debris produced by contractors. Please arrange disposal directly with contractors.



Computers

- Desktop PCs (main body)
- Displays (CRT, LCD)
- Laptop computers

Choose one of the contractors for recycling PCs below.



① PC manufacturer

PCs with the PC Recycling Symbol are collected free of charge and those without will be charged for the recycling fee. For more details, refer to the website of your PC manufacturer.

② PC3R Promotion Association

PC manufacturers who have withdrawn from the industry or homebuilt PCs will be charged a recycling fee. For more details, contact the organization.

☎03-5282-7685 <https://www.pc3r.jp>



③ ReNet Japan Group, Inc. (City-partnered operators)

If you have a computer to dispose of, we can collect one cardboard box for free. For details, refer to the website or contact us using the following information.

<https://www.renet.jp>

☎0570-085-800 (Opens: 10:00 am ~ 5:00 pm)
FAX 0562-45-2918



Two-wheeled vehicles (Motorcycles, Motorized bicycles)

If you wish to scrap your two-wheeled vehicle, please contact the shop handling scrapped automobiles or the Japan Automobile Recycling Promotion Center.

▶ Motorcycle Recycling Call Center

☎050-3000-0727

Business hours: Mon ~ Fri (Excluding Saturdays, Sundays, holidays, and year-end and New Year holidays) 9:30 am ~ 5:00 pm

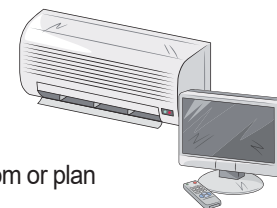
▶ Japan Automobile Recycling Promotion Center

Website: <https://www.jarc.or.jp/motorcycle/>



Items subject to Home Appliance Recycling Act

Discard these items using one of the following methods: air conditioners, TV sets, refrigerators, warm/cold storage, freezers, washing machines, and clothes dryers.



① When requesting the store where you are replacing the product or the store where you purchased the product

Pay the recycling and shipping fee to the retailer who you purchased from or plan to exchange.

② When requesting collection from a city-designated company

You can purchase a home appliance recycling ticket at a post office or check the city's website to find a collection and transportation service provider.

③ When you bring it by yourself

Purchase a home appliance recycling ticket at a post office and bring it to the designated collection site.

▶ Nippon Express Co., Ltd. Tachikawa Designated Collection Site

Tachihi Real Estate Building No.222 (Section C) 935-1, Izumi-cho, Tachikawa City

☎042-524-3217

Business hours: Mon ~ Fri (Closed on Sundays and National holidays, open on some Saturdays.)

※ Please enter from the gates with guards (Central Gate or South Gate).

▶ Contacts for Home appliances recycling ticket and recycling fees

Home Appliance Recycling Ticket Center, Home Appliances Association

☎0120-319640

Business hours: 9:00 am ~ 6:00 pm (Closed: Sunday, National holidays) Website: <https://www.rkc.aeha.or.jp>



Bulk waste

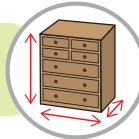
Pay Service Reservation System

Applications for collection must be made on the Internet or by phone.

Bulk Waste Acceptance Center ☎042-531-5311 (<https://sodaigomi.city.tachikawa.lg.jp/Public>)

How to reserve bulk waste collections

- 1 Measure item size (height x width x depth, especially mid to large items, such as kitchen cabinets and drawer chests).**



- 2 Apply for bulk waste collection.**

● **Internet Reservation**

Business hours: 24 hours/day

Open the application website with the QR Code on the right URL below.
(<https://sodaigomi.city.tachikawa.lg.jp/Public>)
Enter the required information.



● **Telephone Reservation**

Bulk Waste Reservation by Phone ☎042-531-5311

Business hours: 9 am to 4 pm (Monday thru Friday)

※Excluding holidays and year-end and New Year holidays

After applying, we will inform you about the collection date, points, etc. Since there are many applications on weekdays after holidays (especially in the morning), it is difficult to connect to the phone. Please call after a while.




- 3 Purchase Bulk Waste Ticket.** (See page 23 for retailers.)

If you apply from the Internet, you can pay online (by credit card or PayPay). (Scheduled to start in late January 2025)



- 4 Discharge by 8 am on the day of collection.**

If you have paid online, please attach the form with the necessary information specified by the city. We will collect the waste by the evening of the collection day. In principle, there is no need for you to be present.



※For detailed instructions on how to dispose of waste, please see the two-dimensional code here.



NOTES

- Bulk waste collection is limited to once a month.
- Recollection is not available within one month from the collection day in the same household.
- Up to 20 points can be earned per collection.
- For moving out purposes, please plan waste collections systematically.
- The mounting sheet that remains after pasting the processing ticket on the item will serve as your receipt. Please keep it in a safe place until the collection is complete.

Waste Fee Reduction/Exemption System

Those who meet the following requirements qualify for the bulk waste fee exemption. For more details, contact the Waste Management Division.

- Livelihood protection beneficiaries
- Persons who are provided a disability certificate, etc.

All households are exempt from municipal tax and meet the following requirements.

- Issued Class 1 or 2 of the Physically Disabled Handbook
- Issued Class 1 of Mental Illness Health and Welfare Handbook
- Issued Class 1 or 2 of the Aino-Techo Handbook

- Those who were affected by disasters such as fire and flood damage

Bring in directly (Non-bulk waste is also accepted. Reservations are not required)

Clean Center TACHIMNeY



Combustible waste, bulk wood waste, futon mattress, etc.

2,002 Izumi-cho

☎042-519-5319

General Recycling Center

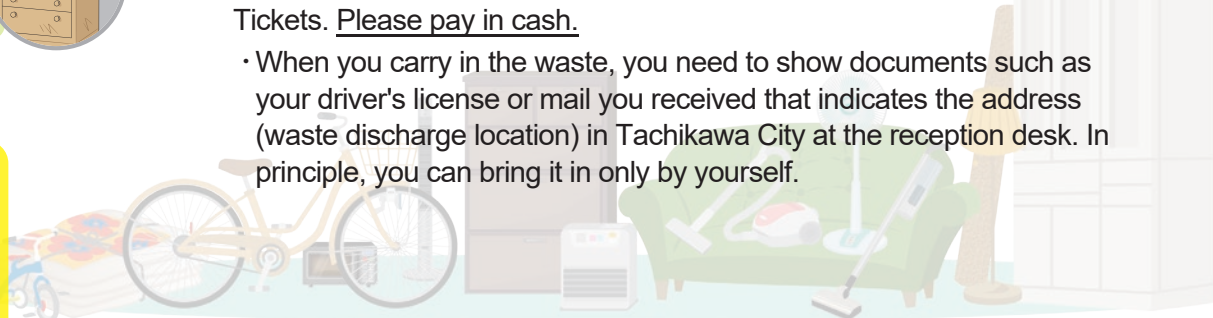
Non-combustible waste, recyclable waste, bulk waste (non-wooden), etc.
4-77-1 Nishisunacho

☎042-531-0950

Open: Mon ~ Fri (incl. holidays) 8:30 am-12:00 n, 1:00 pm ~ 4:00 pm

Fees: ¥300/10kg (Direct bringing in does not require the Bulk Waste Tickets. Please pay in cash.)

- When you carry in the waste, you need to show documents such as your driver's license or mail you received that indicates the address (waste discharge location) in Tachikawa City at the reception desk. In principle, you can bring it in only by yourself.



Bulk Waste Label & Sewer Collection Ticket Sales Location List

As of October 2024 (Reiwa 6)

※Calls from a cellphone or smartphone require dialing the area code "042."

Available Store (facility)	Address	Telephone
Fujimi-cho		
Masuko Real Estate	1-33-8	523-3921
Hatano Rice Store	2-32-34	522-2884
FamilyMart Tachikawa Fujimidori	3-4-12	540-6416
Lawson Fujimicho 6-Chome Store	6-48-27	525-5414
Ishikawa Bicycle Shop	7-22-12	525-4074
Shibasaki-cho		
Silver Jinzai Center Shibasaki HQ	1-17-7	527-2204
Shoseido	2-17-6	522-2328
Family Mart Tachikawa Station South Exit	3-3-7	540-1029
Shibasaki Shokuryou, Hanbai Credit Union	3-8-18	522-3716
Sake Daigo	4-6-19	522-4926
Nishiki-cho		
Azuma Rice Store	1-4-7	522-3964
Drug Store Nankodo Nishikicho Branch	1-6-13 Heights Watanabe 1F	525-2363
Seven-Eleven Tachikawa Nishiki 2-Chome	2-5-16	524-5788
Ichikawa Shouten	2-11-23	522-2396
Moritataichi Shouten	5-5-32	522-4980
Fujigiken	6-10-23	522-2453
Hagoromo-cho		
Sayamaen	1-23-7	527-0146
Hagoromo Shouten	2-23-4	522-4303
Akebono-cho		
Maruyama	1-14-17	522-2007
Ozaki Shouten	2-15-21 Ozaki Bldg. 4F	522-3878
Seven-Eleven Tachikawa Akebono 2-Chome	2-42-23	521-2253
Seven-Eleven Tachikawa Akebono 3-chome	3-7-15	523-0721
Takamatsu-cho		
Omata Shouten (Omata Store)	2-4-19	522-3038
Yokocho-ya	2-11-23	522-2609
Omata Rice Store	3-14-14	522-5547
Sunagawa-ya	3-15-19	522-3369
Kinema dori Shokuryou Hanbaijyo Motoki Rice Store	3-20-11	522-3811

Available Store (facility)	Address	Telephone
Sakae-cho		
Shimizu Liquor Store	2-33-2	536-0351
Family Mart Tachikawa-dori Store	3-53-1	540-1228
Sugiura	4-28-5	536-0370
Wakaba-cho		
Yamakou Liquor Store	1-12-4	536-6356
Keyaki Danchi Resident's Association	1-13-2	535-7592
Wakaba-cho Danchi Resident's Association	4-25-1 West Assembly Hall (Bldg.42)	537-0397
Saiwai-cho		
Shimizu Shouten	1-5-1	536-1370
Daikokuya	2-47-8	536-0851
Maruko Saiwai Rice Store	4-18-4	536-6673
Tachikawa Saiwai-cho Danchi Resident's Association Secretariat	4-52-1 Bldg. 25	536-6529
Izumi-cho		
Seven-Eleven Tachikawa City Hall	1156-9	527-2279
Midori-cho		
Seven-Eleven Tachikawa Midori-cho	6-5	529-1615
Kashiwa-cho		
Lawson Tachikawa Kashiwa-cho	2-12-9	537-0803
Pharmacy Mint Kashiwa-cho	4-2-41	536-3010
Tachikawa Kashiwa-cho Jyutaku Danchi Incorporated Management Association	4-51-1	536-6761
Sunagawa-cho		
Silver Jinzai Center Sunagawa Branch	1-52-17	534-3222
Seven-Eleven Tachikawa Sunagawa-cho	2-40-4	534-4966
Umeda Shouten	2-43-6	536-2870
Sunatou Shokuhan	3-41-2	536-2513
Yoshizawa Shouten	6-3-1	535-4641
Kamisuna-cho		
Umeda Liquor Store	3-11-9	536-2321
Y-Shop Kamisuna-cho Store	4-40-1	536-2824
Family Mart Tachikawa Kamisuna 5-chome	5-1-8	538-4046
Seven-Eleven Tachikawa Sunagawa Ekimae	5-48-2	535-5166

Available Store (facility)	Address	Telephone
Ichiban-cho		
Seven-Eleven Tachikawa Higashibunka-dori	1-24-8	560-0270
Suzuchu Matsui	6-5-3	506-8836
Nishisuna-cho		
Family Mart Seibu Tachikawa Station South Exit	1-22-31	520-2660
Seven-Eleven Nishisuna 2-Chome	2-60-3	531-8411
Nishisuna Shokuhin	4-2-2	531-2558
Silver Jinzai Center Nishisuna Recycling Center	4-77-1	569-3666
Bunshodo	6-1-14	531-2708
Outside the city		
Family Mart Akishima Musashino	Akishima Musashino	2-12-25 500-6072
Public Facilities		
Tachikawa General Branch (Tachikawa Tacross 1F)	Akebono-cho 2-2-27	540-0020
Tachikawa Nishiki Branch Office (Kodomo Mirai Center)	Nishiki-cho 3-2-26	523-2141
Tachikawa Fujimi Branch Office	Fujimi-cho 7-17-12	521-4686
Tachikawa Tobu Branch Office	Wakaba-cho 3-34-1	536-6770
Tachikawa Seibu Branch Office	Nishisuna-cho 6-12-10	531-6953

- Please note that listed stores and offices may be temporarily closed during the year-end and New Year holidays and summertime in addition to regular holidays.
- Listed stores for Bulk Waste Stickers and Sewer Collection Tickets may be changed. The latest information can be checked on the Tachikawa City official website or scan the two dimensional code to the right.






























Reiwa 7 | 2025

1月 January

Area 1

Fujimi-cho / Shibasaki-cho/ Nishiki-cho / Hagoromo-cho

Be sure to dispose of recyclables and waste by 8:00 am on collection days.

日 Sun	月 Mon	火 Tue	水 Wed	木 Thu	金 Fri	土 Sat
			<p>1</p> <p>There will be no collection of recyclable resources or waste from January 1st to 3rd.</p>	2	3	4
5	<p>6</p>  <p>(Designated bag)</p>	<p>7</p>  <p>Plastics</p>	<p>8</p>  <p>Pruned branches Glass bottles Hazardous waste Spray cans Cardboard, brown papers</p>	<p>9</p>  <p>(Designated bag)</p>  <p>Newspapers, flyers</p>	<p>10</p>  <p>PET bottles (Designated bag)</p>  <p>(Designated bag)</p>	11
12	<p>13</p>  <p>(Designated bag)</p>	<p>14</p>  <p>Plastics</p>	<p>15</p>  <p>Pruned branches Glass bottles Hazardous waste Spray cans Magazines, books, misc. papers, milk cartons, etc.</p>	<p>16</p>  <p>(Designated bag)</p>  <p>Recyclable clothing</p>	<p>17</p>  <p>PET bottles</p>  <p>Cans</p>	18
19	<p>20</p>  <p>(Designated bag)</p>	<p>21</p>  <p>Plastics</p>	<p>22</p>  <p>Pruned branches Glass bottles Hazardous waste Spray cans Cardboard, brown papers</p>	<p>23</p>  <p>(Designated bag)</p>  <p>Newspapers, flyers</p>	<p>24</p>  <p>PET bottles (Designated bag)</p>  <p>(Designated bag)</p>	25
26	<p>27</p>  <p>(Designated bag)</p>	<p>28</p>  <p>Plastics</p>	<p>29</p>  <p>Pruned branches Glass bottles Hazardous waste Spray cans Magazines, books, misc. papers, milk cartons, etc.</p>	<p>30</p>  <p>(Designated bag)</p>  <p>Recyclable clothing</p>	<p>31</p>  <p>PET bottles</p>  <p>Cans</p>	

"Something wrong?" If any issues are presented by your neighbor, please contact Tachikawa City Mimamori Hotline. (Ref. p.24)

How to separate resources and waste ... P2 ~8

Items that the city cannot dispose of ... P9

How to dispose of bulky waste ... P10

Collection Calendar P12~P23

List of items collected on each day of the week and contact information ... P24

12

Reiwa 7 | 2025

2月 February

Area 1

Fujimi-cho / Shibasaki-cho/ Nishiki-cho / Hagoromo-cho

Be sure to dispose of recyclables and waste by 8:00 am on collection days.

日 Sun	月 Mon	火 Tue	水 Wed	木 Thu	金 Fri	土 Sat
<p>You can ask for bulk waste collection via the Internet 24 hours a day (see page 10). (https://sodaigomi.city.tachikawa.lg.jp/Public)</p>						1
	<p>燃やせるごみ 立川市 (Designated bag)</p>	<p>Plastics</p>	<p>Pruned branches Glass bottles Hazardous waste Spray cans Cardboard, brown papers</p>	<p>燃やせるごみ 立川市 (Designated bag) Newspapers, flyers</p>	<p>燃やせないごみ 立川市 PET bottles (Designated bag)</p>	8
9	<p>燃やせるごみ 立川市 (Designated bag)</p>	<p>Plastics</p>	<p>Pruned branches Glass bottles Hazardous waste Spray cans Magazines, books, misc. papers, milk cartons, etc.</p>	<p>燃やせるごみ 立川市 (Designated bag) Recyclable clothing</p>	<p>PET bottles Cans</p>	15
16	<p>燃やせるごみ 立川市 (Designated bag)</p>	<p>Plastics</p>	<p>Pruned branches Glass bottles Hazardous waste Spray cans Cardboard, brown papers</p>	<p>燃やせるごみ 立川市 (Designated bag) Newspapers, flyers</p>	<p>PET bottles (Designated bag)</p>	22
23	<p>燃やせるごみ 立川市 (Designated bag)</p>	<p>Plastics</p>	<p>Pruned branches Glass bottles Hazardous waste Spray cans Magazines, books, misc. papers, milk cartons, etc.</p>	<p>燃やせるごみ 立川市 (Designated bag) Recyclable clothing</p>	<p>PET bottles Cans</p>	



For items that fall under hazardous waste (small home appliances and small electronic devices with built-in small rechargeable batteries), please see page 4 (details on household hazardous waste).

Mobile phones and small electronic appliances can also be put out in collection boxes in the city (see P 8).

How to separate resources and waste ... P2 ~8

Items that the city cannot dispose of ... P9

How to dispose of bulky waste ... P10

Collection Calendar P12~P23

List of items collected on each day of the week and contact information ... P24

13

日 Sun	月 Mon	火 Tue	水 Wed	木 Thu	金 Fri	土 Sat
2	3 燃やせるごみ 立川市 (Designated bag)	4 Plastics	5 Pruned branches Glass bottles Hazardous waste Spray cans Cardboard, brown papers	6 燃やせるごみ 立川市 (Designated bag) Newspapers, flyers	7 PET bottles (Designated bag) 燃やせないごみ 立川市	1 8
9	10 燃やせるごみ 立川市 (Designated bag)	11 Plastics	12 Pruned branches Glass bottles Hazardous waste Spray cans Magazines, books, misc. papers, milk cartons, etc.	13 燃やせるごみ 立川市 (Designated bag) Recyclable clothing	14 PET bottles Cans	15
16	17 燃やせるごみ 立川市 (Designated bag)	18 Plastics	19 Pruned branches Glass bottles Hazardous waste Spray cans Cardboard, brown papers	20 燃やせるごみ 立川市 (Designated bag) Newspapers, flyers	21 PET bottles (Designated bag) 燃やせないごみ 立川市	22
23	24 燃やせるごみ 立川市 (Designated bag)	25 Plastics	26 Pruned branches Glass bottles Hazardous waste Spray cans Magazines, books, misc. papers, milk cartons, etc.	27 燃やせるごみ 立川市 (Designated bag) Recyclable clothing	28 PET bottles Cans	29
30	31 燃やせるごみ 立川市 (Designated bag)	<p>You can ask for bulk waste collection via the Internet 24 hours a day (see page 10). (https://sodaigomi.city.tachikawa.lg.jp/Public)</p>				

"Something wrong?" If any issues are presented by your neighbor, please contact Tachikawa City Mimamori Hotline. (Ref. p.24)


























Reiwa 7 | 2025

4月 April

Area 1

Fujimi-cho / Shibasaki-cho / Nishiki-cho / Hagoromo-cho

Be sure to dispose of recyclables and waste by 8:00 am on collection days.

日 Sun	月 Mon	火 Tue	水 Wed	木 Thu	金 Fri	土 Sat
		1  Plastics	2  Pruned branches Glass bottles Hazardous waste Spray cans	3  燃やせるごみ 立川市 (Designated bag) Newspapers, flyers	4  燃やせないごみ 立川市 PET bottles (Designated bag) Cans	
6	7  燃やせるごみ 立川市 (Designated bag)	8  Plastics	9  Pruned branches Glass bottles Hazardous waste Spray cans	10  燃やせるごみ 立川市 (Designated bag) Recyclable clothing	11  PET bottles Cans	12
13	14  燃やせるごみ 立川市 (Designated bag)	15  Plastics	16  Pruned branches Glass bottles Hazardous waste Spray cans	17  燃やせるごみ 立川市 (Designated bag) Newspapers, flyers	18  燃やせないごみ 立川市 PET bottles (Designated bag) Cans	19
20	21  燃やせるごみ 立川市 (Designated bag)	22  Plastics	23  Pruned branches Glass bottles Hazardous waste Spray cans	24  燃やせるごみ 立川市 (Designated bag) Recyclable clothing	25  PET bottles Cans	26
27	28  燃やせるごみ 立川市 (Designated bag)	29  Plastics	30  Pruned branches Glass bottles Hazardous waste Spray cans	 Tachikawa waste sorting app iOS Android		

For items that fall under hazardous waste (small home appliances and small electronic devices with built-in small rechargeable batteries), please see page 4 (details on household hazardous waste).

Mobile phones and small electronic appliances can also be put out in collection boxes in the city (see P 8).





How to separate resources and waste ... P2 ~8

Items that the city cannot dispose of ... P9

How to dispose of bulky waste ... P10

Collection Calendar P12~P23

List of items collected on each day of the week and contact information ... P24

日 Sun	月 Mon	火 Tue	水 Wed	木 Thu	金 Fri	土 Sat
<p>You can ask for bulk waste collection via the Internet 24 hours a day (see page 10). (https://sodaigomi.city.tachikawa.lg.jp/Public)</p>				<p>1</p>  <p>燃やせるごみ 立川市</p> <p>(Designated bag)</p>  <p>Newspapers, flyers</p>	<p>2</p>  <p>燃やせないごみ 立川市</p> <p>PET bottles (Designated bag)</p>	<p>3</p>
<p>4</p>  <p>燃やせるごみ 立川市</p> <p>(Designated bag)</p>	<p>5</p>  <p>燃やせるごみ 立川市</p> <p>(Designated bag)</p>	<p>6</p>  <p>Plastics</p>	<p>7</p>  <p>Pruned branches</p>  <p>Glass bottles</p>  <p>Hazardous waste</p>  <p>Spray cans</p> <p>(Small rechargeable batteries, etc.)</p>  <p>Magazines, books, misc. papers, milk cartons, etc.</p>	<p>8</p>  <p>燃やせるごみ 立川市</p> <p>(Designated bag)</p>  <p>Recyclable clothing</p>	<p>9</p>  <p>PET bottles</p>  <p>Cans</p>	<p>10</p>
<p>11</p>  <p>燃やせるごみ 立川市</p> <p>(Designated bag)</p>	<p>12</p>  <p>燃やせるごみ 立川市</p> <p>(Designated bag)</p>	<p>13</p>  <p>Plastics</p>	<p>14</p>  <p>Pruned branches</p>  <p>Glass bottles</p>  <p>Hazardous waste</p>  <p>Spray cans</p> <p>(Small rechargeable batteries, etc.)</p>  <p>Cardboard, brown papers</p>	<p>15</p>  <p>燃やせるごみ 立川市</p> <p>(Designated bag)</p>  <p>Newspapers, flyers</p>	<p>16</p>  <p>PET bottles</p>  <p>Cans</p>	<p>17</p>
<p>18</p>  <p>燃やせるごみ 立川市</p> <p>(Designated bag)</p>	<p>19</p>  <p>燃やせるごみ 立川市</p> <p>(Designated bag)</p>	<p>20</p>  <p>Plastics</p>	<p>21</p>  <p>Pruned branches</p>  <p>Glass bottles</p>  <p>Hazardous waste</p>  <p>Spray cans</p> <p>(Small rechargeable batteries, etc.)</p>  <p>Magazines, books, misc. papers, milk cartons, etc.</p>	<p>22</p>  <p>燃やせるごみ 立川市</p> <p>(Designated bag)</p>  <p>Recyclable clothing</p>	<p>23</p>  <p>PET bottles</p>  <p>Cans</p>	<p>24</p>
<p>25</p>  <p>燃やせるごみ 立川市</p> <p>(Designated bag)</p>	<p>26</p>  <p>燃やせるごみ 立川市</p> <p>(Designated bag)</p>	<p>27</p>  <p>Plastics</p>	<p>28</p>  <p>Pruned branches</p>  <p>Glass bottles</p>  <p>Hazardous waste</p>  <p>Spray cans</p> <p>(Small rechargeable batteries, etc.)</p>  <p>Cardboard, brown papers</p>	<p>29</p>  <p>燃やせるごみ 立川市</p> <p>(Designated bag)</p>  <p>Newspapers, flyers</p>	<p>30</p>  <p>PET bottles</p>  <p>Cans</p>	<p>31</p>

"Something wrong?" If any issues are presented by your neighbor, please contact **Tachikawa City Mimamori Hotline**. (Ref. p.24)

Reiwa 7 | 2025

6月 June

Area 1

Fujimi-cho / Shibasaki-cho / Nishiki-cho / Hagoromo-cho

Be sure to dispose of recyclables and waste by 8:00 am on collection days.

日 Sun	月 Mon	火 Tue	水 Wed	木 Thu	金 Fri	土 Sat
1	2 燃やせるごみ 立川市 (Designated bag)	3 Plastics	4 Pruned branches Glass bottles Hazardous waste Spray cans Magazines, books, misc. papers, milk cartons, etc.	5 燃やせるごみ 立川市 (Designated bag) Recyclable clothing	6 PET bottles Cans	7
8	9 燃やせるごみ 立川市 (Designated bag)	10 Plastics	11 Pruned branches Glass bottles Hazardous waste Spray cans Cardboard, brown papers	12 燃やせるごみ 立川市 (Designated bag) Newspapers, flyers	13 PET bottles 燃やせないごみ 立川市 (Designated bag)	14
15	16 燃やせるごみ 立川市 (Designated bag)	17 Plastics	18 Pruned branches Glass bottles Hazardous waste Spray cans Magazines, books, misc. papers, milk cartons, etc.	19 燃やせるごみ 立川市 (Designated bag) Recyclable clothing	20 PET bottles Cans	21
22	23 燃やせるごみ 立川市 (Designated bag)	24 Plastics	25 Pruned branches Glass bottles Hazardous waste Spray cans Cardboard, brown papers	26 燃やせるごみ 立川市 (Designated bag) Newspapers, flyers	27 PET bottles 燃やせないごみ 立川市 (Designated bag)	28
29	30 燃やせるごみ 立川市 (Designated bag)	<p>You can ask for bulk waste collection via the Internet 24 hours a day (see page 10).</p> <p>(https://sodaigomi.city.tachikawa.lg.jp/Public)</p>				

Tachikawa waste sorting app

Search




iOS Android

For items that fall under hazardous waste (small home appliances and small electronic devices with built-in small rechargeable batteries), please see page 4 (details on household hazardous waste).

Mobile phones and small electronic appliances can also be put out in collection boxes in the city (see P 8).

How to separate resources and waste ... P2 ~8

Items that the city cannot dispose of ... P9

How to dispose of bulky waste ... P10

Collection Calendar P12~P23

List of items collected on each day of the week and contact information ... P24

























Reiwa 7 | 2025

7月 July

Be sure to dispose of recyclables and waste by 8:00 am on collection days.

Area 1

Fujimi-cho / Shibasaki-cho / Nishiki-cho / Hagoromo-cho

日 Sun	月 Mon	火 Tue	水 Wed	木 Thu	金 Fri	土 Sat
		1  Plastics	2  Pruned branches Glass bottles Hazardous waste Spray cans	3  燃やせるごみ 立川市 (Designated bag) Recyclable clothing	4  PET bottles Cans	5
6	7  燃やせるごみ 立川市 (Designated bag)	8  Plastics	9  Pruned branches Glass bottles Hazardous waste Spray cans	10  燃やせるごみ 立川市 (Designated bag) Newspapers, flyers	11  PET bottles (Designated bag) 燃やせないごみ 立川市	12
13	14  燃やせるごみ 立川市 (Designated bag)	15  Plastics	16  Pruned branches Glass bottles Hazardous waste Spray cans	17  燃やせるごみ 立川市 (Designated bag) Recyclable clothing	18  PET bottles Cans	19
20	21  燃やせるごみ 立川市 (Designated bag)	22  Plastics	23  Pruned branches Glass bottles Hazardous waste Spray cans	24  燃やせるごみ 立川市 (Designated bag) Newspapers, flyers	25  PET bottles (Designated bag) 燃やせないごみ 立川市	26
27	28  燃やせるごみ 立川市 (Designated bag)	29  Plastics	30  Pruned branches Glass bottles Hazardous waste Spray cans	31  燃やせるごみ 立川市 (Designated bag) Recyclable clothing	 Tachikawa waste sorting app iOS Android	

"Something wrong?" If any issues are presented by your neighbor, please contact Tachikawa City Mimamori Hotline. (Ref. p.24)
























Reiwa 7 | 2025

8月 August

Area 1

Fujimi-cho / Shibasaki-cho / Nishiki-cho / Hagoromo-cho

Be sure to dispose of recyclables and waste by 8:00 am on collection days.

日 Sun	月 Mon	火 Tue	水 Wed	木 Thu	金 Fri	土 Sat
<p>You can ask for bulk waste collection via the Internet 24 hours a day (see page 10). (https://sodaigomi.city.tachikawa.lg.jp/Public)</p>				<p>Tachikawa waste sorting app</p>  <p>iOS</p>  <p>Android</p>	<p>1</p>  <p>PET bottles Cans</p>	2
3	<p>4</p>  <p>(Designated bag)</p>	<p>5</p>  <p>Plastics</p>	<p>6</p>  <p>Pruned branches Glass bottles Hazardous waste Spray cans Cardboard, brown papers</p>	<p>7</p>  <p>(Designated bag) Newspapers, flyers</p>	<p>8</p>  <p>PET bottles (Designated bag) 燃やせないごみ</p>	9
10	<p>11</p>  <p>(Designated bag)</p>	<p>12</p>  <p>Plastics</p>	<p>13</p>  <p>Pruned branches Glass bottles Hazardous waste Spray cans Magazines, books, misc. papers, milk cartons, etc.</p>	<p>14</p>  <p>(Designated bag) Recyclable clothing</p>	<p>15</p>  <p>PET bottles Cans</p>	16
17	<p>18</p>  <p>(Designated bag)</p>	<p>19</p>  <p>Plastics</p>	<p>20</p>  <p>Pruned branches Glass bottles Hazardous waste Spray cans Cardboard, brown papers</p>	<p>21</p>  <p>(Designated bag) Newspapers, flyers</p>	<p>22</p>  <p>PET bottles (Designated bag) 燃やせないごみ</p>	23
24 31	<p>25</p>  <p>(Designated bag)</p>	<p>26</p>  <p>Plastics</p>	<p>27</p>  <p>Pruned branches Glass bottles Hazardous waste Spray cans Magazines, books, misc. papers, milk cartons, etc.</p>	<p>28</p>  <p>(Designated bag) Recyclable clothing</p>	<p>29</p>  <p>PET bottles Cans</p>	30

For items that fall under hazardous waste (small home appliances and small electronic devices with built-in small rechargeable batteries), please see page 4 (details on household hazardous waste).

Mobile phones and small electronic appliances can also be put out in collection boxes in the city (see P 8).

How to separate resources and waste ... P2 ~8

Items that the city cannot dispose of ... P9

How to dispose of bulky waste ... P10

Collection Calendar P12~P23

List of items collected on each day of the week and contact information ... P24

19

Reiwa 7 | 2025

9月 September

Area 1

Fujimi-cho / Shibasaki-cho/ Nishiki-cho / Hagoromo-cho

Be sure to dispose of recyclables and waste by 8:00 am on collection days.

日 Sun	月 Mon	火 Tue	水 Wed	木 Thu	金 Fri	土 Sat
	1  燃やせるごみ 立川市 (Designated bag)	2  Plastics	3      Pruned branches Glass bottles Hazardous waste Spray cans Cardboard, brown papers	4  燃やせるごみ 立川市 (Designated bag)  Newspapers, flyers	5   PET bottles (Designated bag) 燃やせないごみ 立川市	6
7	8  燃やせるごみ 立川市 (Designated bag)	9  Plastics	10      Pruned branches Glass bottles Hazardous waste Spray cans Magazines, books, misc. papers, milk cartons, etc.	11  燃やせるごみ 立川市 (Designated bag)  Recyclable clothing	12   PET bottles Cans	13
14	15  燃やせるごみ 立川市 (Designated bag)	16  Plastics	17      Pruned branches Glass bottles Hazardous waste Spray cans Cardboard, brown papers	18  燃やせるごみ 立川市 (Designated bag)  Newspapers, flyers	19   PET bottles (Designated bag) 燃やせないごみ 立川市	20
21	22  燃やせるごみ 立川市 (Designated bag)	23  Plastics	24      Pruned branches Glass bottles Hazardous waste Spray cans Magazines, books, misc. papers, milk cartons, etc.	25  燃やせるごみ 立川市 (Designated bag)  Recyclable clothing	26   PET bottles Cans	27
28	29  燃やせるごみ 立川市 (Designated bag)	30  Plastics	You can ask for bulk waste collection via the Internet 24 hours a day (see page 10). (https://sodaigomi.city.tachikawa.lg.jp/Public)			

"Something wrong?" If any issues are presented by your neighbor, please contact Tachikawa City Mimamori Hotline. (Ref. p.24)









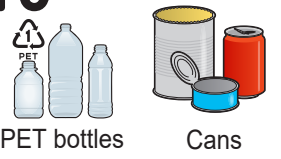









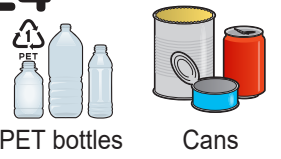





Reiwa 7 | 2025

10月 October

Area 1

Fujimi-cho / Shibasaki-cho / Nishiki-cho / Hagoromo-cho

Be sure to dispose of recyclables and waste by 8:00 am on collection days.

日 Sun	月 Mon	火 Tue	水 Wed	木 Thu	金 Fri	土 Sat
			1 	2 	3 	4
5	6 	7 	8 	9 	10 	11
12	13 	14 	15 	16 	17 	18
19	20 	21 	22 	23 	24 	25
26	27 	28 	29 	30 	31 	

For items that fall under hazardous waste (small home appliances and small electronic devices with built-in small rechargeable batteries), please see page 4 (details on household hazardous waste).

Mobile phones and small electronic appliances can also be put out in collection boxes in the city (see P 8).

How to separate resources and waste ... P2 ~8

Items that the city cannot dispose of ... P9

How to dispose of bulky waste ... P10

Collection Calendar P12~P23

List of items collected on each day of the week and contact information ... P24

21

Reiwa 7 | 2025

11月 November

Area 1

Fujimi-cho / Shibasaki-cho/ Nishiki-cho / Hagoromo-cho

Be sure to dispose of recyclables and waste by 8:00 am on collection days.

You can ask for bulk waste collection via the Internet 24 hours a day (see page 10).

(https://sodaigomi.city.tachikawa.lg.jp/Public)

Tachikawa waste sorting app



iOS



Android

日 Sun	月 Mon	火 Tue	水 Wed	木 Thu	金 Fri	土 Sat
						1
2	3 燃やせるごみ 立川市 (Designated bag)	4 Plastics	5 Pruned branches Glass bottles Hazardous waste Spray cans	6 燃やせるごみ 立川市 (Designated bag) Recyclable clothing	7 PET bottles Cans	8
9	10 燃やせるごみ 立川市 (Designated bag)	11 Plastics	12 Pruned branches Glass bottles Hazardous waste Spray cans	13 燃やせるごみ 立川市 (Designated bag) Newspapers, flyers	14 PET bottles 燃やせないごみ 立川市 (Designated bag)	15
16	17 燃やせるごみ 立川市 (Designated bag)	18 Plastics	19 Pruned branches Glass bottles Hazardous waste Spray cans	20 燃やせるごみ 立川市 (Designated bag) Recyclable clothing	21 PET bottles Cans	22
23 30	24 燃やせるごみ 立川市 (Designated bag)	25 Plastics	26 Pruned branches Glass bottles Hazardous waste Spray cans	27 燃やせるごみ 立川市 (Designated bag) Newspapers, flyers	28 PET bottles 燃やせないごみ 立川市 (Designated bag)	29

"Something wrong?" If any issues are presented by your neighbor, please contact Tachikawa City Mimamori Hotline. (Ref. p.24)

How to separate resources and waste ... P2 ~8




















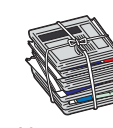


























Items that the city cannot dispose of ... P9

How to dispose of bulky waste ... P10

Collection Calendar P12~P23

List of items collected on each day of the week and contact information ... P24

22















日 Sun	月 Mon	火 Tue	水 Wed	木 Thu	金 Fri	土 Sat
	1  燃やせるごみ 立川市 (Designated bag)	2  Plastics	3  Pruned branches  Glass bottles  Hazardous waste  Spray cans (Small rechargeable batteries, etc.)  Magazines, books, misc. papers, milk cartons, etc.	4  燃やせるごみ 立川市 (Designated bag)  Recyclable clothing	5  PET bottles  Cans	6
7	8  燃やせるごみ 立川市 (Designated bag)	9  Plastics	10  Pruned branches  Glass bottles  Hazardous waste  Spray cans (Small rechargeable batteries, etc.)  Cardboard, brown papers	11  燃やせるごみ 立川市 (Designated bag)  Newspapers, flyers	12  PET bottles  燃やせないごみ 立川市 (Designated bag)	13
14	15  燃やせるごみ 立川市 (Designated bag)	16  Plastics	17  Pruned branches  Glass bottles  Hazardous waste  Spray cans (Small rechargeable batteries, etc.)  Magazines, books, misc. papers, milk cartons, etc.	18  燃やせるごみ 立川市 (Designated bag)  Recyclable clothing	19  PET bottles  Cans	20
21	22  燃やせるごみ 立川市 (Designated bag)	23  Plastics	24  Pruned branches  Glass bottles  Hazardous waste  Spray cans (Small rechargeable batteries, etc.)  Cardboard, brown papers	25  燃やせるごみ 立川市 (Designated bag)  Newspapers, flyers	26  PET bottles  燃やせないごみ 立川市 (Designated bag)	27
28	29  燃やせるごみ 立川市 (Designated bag)	30  Plastics	31 There will be no collection from December 31st to January 4th. Please keep recyclables and waste at home.	Direct drop-off of recyclables and waste ends on the 26th.		

For items that fall under hazardous waste (small home appliances and small electronic devices with built-in small rechargeable batteries), please see page 4 (details on household hazardous waste).

Mobile phones and small electronic appliances can also be put out in collection boxes in the city (see P 8).


Put out the specified waste at the collection site on the designated day before 8 am.

Weekly Waste Collection Category Chart

月 Mon	火 Tue	水 Wed						木 Thu			金 Fri		
 燃やせるごみ <small>立川市</small> (Designated bag) moyaseru gomi	プラスチック  puraschikku	せん定枝  senteishi	びん  bin	有害ごみ <small>(小型充電式電池等)</small>  yugai gomi	スプレー缶  supureikan	段ボール・茶色紙  damboru chairogami	雑誌・本・雑誌がみ・牛乳等紙パック  zasshi, hon, zatsugami, gyuunyuu, kampakku	 燃やせるごみ <small>立川市</small> (Designated bag) moyaseru gomi	新聞・折込チラシ  shinbun orikomi chirashi	古布  furununo	ペットボトル  petto botoru	 燃やせないごみ <small>立川市</small> (Designated bag) moyasenai gomi	缶  kan
Combustible waste	Plastics	Pruned branches	Glass bottles	Hazardous waste	Spray cans	Cardboards, brown papers	Magazines, books, miscellaneous papers, Milk paper packs, etc.	Combustible waste	Newspapers, flyers	Recyclable cloth	PET bottles	Non-combustible waste	Cans
可燃垃圾	塑料	剪枝	瓶	有害垃圾	喷雾罐	纸箱・牛皮纸	杂志・书・杂纸 装牛奶等用的纸盒	可燃垃圾	报纸・广告纸	旧布	塑料瓶	不可燃垃圾	罐
가연 쓰레기	플라스틱	선정 가지	병	유해 쓰레기	스프레이 캔	골판지 갈색 종이	잡지, 책, 폐지, 우유팩 등 종이 팩	가연 쓰레기	신문 전단지	낡은 천	페트병	불연쓰레기	캔
Every week	Every week	Every week				Every other week		Every week	Every other week		Every week	Every other week	

Please cooperate by reducing waste and separating them thoroughly.

If you separate your waste incorrectly or put it out on the wrong day, we may put a sticker on it and leave it there.



Commercial waste cannot be disposed of as household waste.

If you run a business from home, you cannot dispose of waste generated from your business as household waste.

For details, please confirm the City's website.



Regarding household waste

▶ **Waste Management Division**
 **042-531-5517**

Business hours: Monday~Friday (Excluding holidays and year-end and New Year holidays)
 8:30 am~5:15 pm

Request to collect the bulk waste

▶ **Bulk Waste Acceptance Center**
 **042-531-5311**

Business hours: Monday~Friday (Excluding holidays and year-end and New Year holidays)
 9 am~4 pm

Waste carry on destination

Combustible waste

▶ **Clean Center TACHIMNEY** 
 **042-519-5319**

Non-combustible and other waste

▶ **General Recycling Center**
 **042-531-0950**

Tachikawa City Mimamori Hotline

"Something wrong?"

If your neighbor presents any issues, do not hesitate to contact the Tachikawa City Mimamori Hotline.

 **042-506-0024**



You can find information on foreign language calendars on Tachikawa City's website.