

How to dispose of Recyclables and Waste

For sorting details, please confirm the Recyclables and Waste Sorting Handbook (Revised Edition, issued December 2022), Tachikawa Waste Sorting App, or the City Official Website. Please download the application through the two-dimensional code on page 1.



Sorting Handbook City Website

Designated collection bags for household waste

Pay Service

Secure by tying the opening of the collection bag when putting out the collection bag.

Combustible Waste

Yellow designated bag



Non-combustible Waste

Green designated bag



You cannot use collection bags designated by other cities. Please dispose of unnecessary collection bags designated by other cities as combustible waste.

Sales of City-designated bags

You can purchase the City designated collection bags in units of 10. (We also sell the collection bags as a single item and separate sets.)

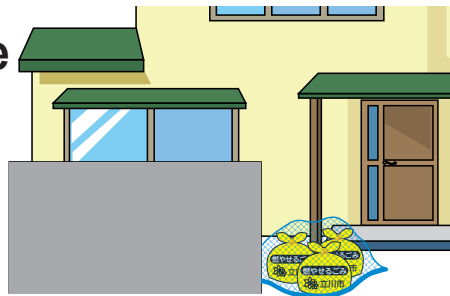
For more details of available locations, please visit our official website, or scan the QR Code to the right.



Waste drop-off location

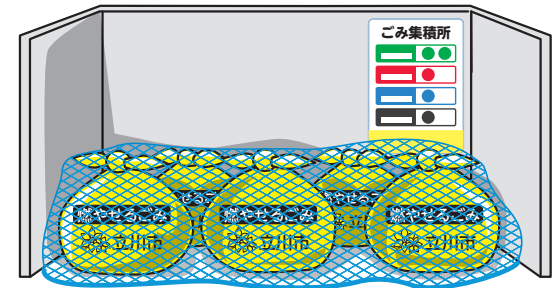
Single family house

Put the waste out along your premises by the side of the road.



Housing complex

Put the waste out to the collection site on your premises.



If you have moved / relocated to Tachikawa City, built a new home or changed the location of your waste disposal, please contact the Waste Control Division (☎042-531-5517). Please use a net or equivalent so that the crows/cats will not tear open garbage bags. We rent bird nets to apartments. Contact the Waste Management Division.

! Be sure to put out waste by 8:00 am. Waste collection is not guaranteed if put out later.

Our collection work will start at 8:00 am. We try to collect waste at the specified time, but the collection time may change depending on the road conditions.

Use designated bags for disposal.

※ You cannot use collection bags designated by other cities.



Combustible Waste

Twice a week

Acceptable waste



Raw garbage



Leather goods



Fireworks

※ Immerse firework in a bucket of water for a day before disposal.



Cigarettes



Stuffed animal

Other examples

Wood pieces, bamboo (within 50 cm x 50 cm)



Disposable hand warmers



Ice gel packs



Desiccant



Tissue paper



Adhesive plasters



Masks



Pee pads



Cat litter

Precaution when discarding

Please cooperate in draining food waste.

Food waste contains 80% water. Draining helps decrease the bag weight and is more hygienic.

※ About 40% of the combustible waste from homes is food waste.



Free Waste Services

Use transparent or translucent bags less than 45 liters for disposal.

Paper Diapers



Write "Omutsu (Diapers)" on the bag. Drain human waste down the toilet.

※ Dispose of pet diapers in a combustible waste bag.

Fallen leaves and weeds



Dispose of up to 5 bags at a time. Do not put dirt in the bag.

(The city cannot handle it.)

If hazardous waste gets mixed in with combustible waste it will have a significant adverse impact on waste disposal. If you want to dispose of household products containing mercury (fluorescent lamps, mercury thermometers, blood pressure monitors, dry batteries, button batteries, small rechargeable batteries, etc.), dispose of them as hazardous waste.

Use designated bags for disposal.

※ You cannot use collection bags designated by other cities.



Non-combustible Waste

Every two weeks

Acceptable waste

Bottles and glasses used for fruit liquor.



Crockery



Hoses
※ Cut into approx. 50 cm.



and other rubber products

Knives

※ Dull blade part using a rock, or wrap in durable paper. Place write Hamono (Knives) on it.



Small household appliances (dryers, irons, etc.).



Pots, frying pans, other metal products



Magnets




LED bulbs.



Cassette, video tapes, records, CDs, DVDs



Toys



Removed batteries are Hazardous waste. (Toys entirely made of plastic are categorized as Plastic products waste.)

Umbrella



※ Put more than half of the umbrella in a bag and tie it up.



Paint

PET bottles used for crafting, paint cans wiped off dirt


Broken pottery



※ Please wrap broken pottery in cardboard, etc., and write a note indicating it is broken (ワレモノ).

Common mistakes (non-acceptable waste)

- Mobile batteries (Hazardous waste)
- Fluorescent lights, light bulbs (Hazardous waste)
- Spray cans: (Spray cans)
- Vacuum cleaner, electric fan (Bulk waste)



Plastic Products Waste (Resources)

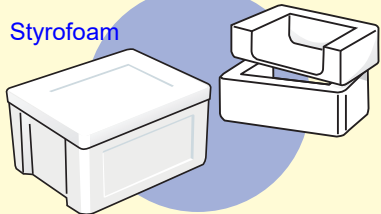
Every two weeks

Use transparent or translucent bags less than 45 liters for disposal.

※ You cannot use collection bags designated by other cities.

Acceptable waste

Styrofoam



Polyethylene tank



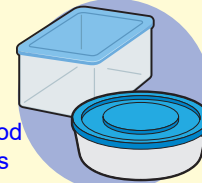
Plastic tableware



Bucket

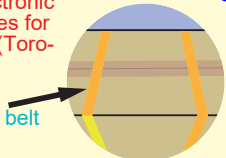


Plastic food containers



※ Large-sized styrofoam packaging for electronic appliances or boxes for shipping seafood (Torobako)

PP band (plastic belt for packaging)




CD (DVD) plastic cases



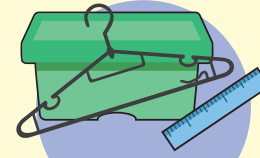
※ Put out paper notes as Miscellaneous paper.

Watering can



※ Remove shower head made of metal. If not possible, dispose of as Non-combustible waste.

Plastic planters, hangers and rulers



- Rinse debris before disposal.
- Composite materials with metals go to: Non-combustible waste
- Products listed here must be disposed of as Plastic products waste even if the product has Plastic-mark.



Plastic Containers and Packaging

(Resources)

Once a week

Use transparent or translucent bags less than 45 liters for disposal.

※You cannot use collection bags designated by other cities.

Acceptable waste



"Pla-mark" product symbol


Plastic bottles



Food package



Tubes



Eggs packs



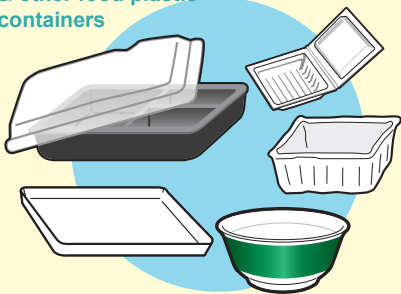
PET bottles caps, labels



Disposable shopping bags



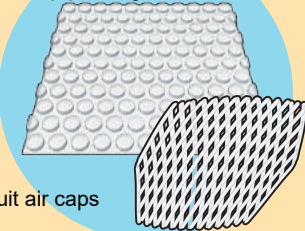
Sashimi and meat plastic packs, Bento boxes, trays & other food plastic containers



You can put them out without Pla-mark.

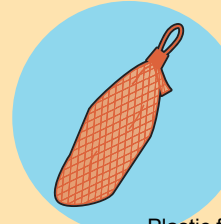
Cushioning material

Bubble wrap packing



Fruit air caps

Plastic fruit nets for tangerines, etc.



Precautions when discarding

Wipe and rinse off leftovers, inside containers before disposal.

Do not leave leftovers, debris, chopsticks inside packaging.

If food leftovers remain or are not sorted properly, they can't be recycled. Please cooperate in recycling.



Unaccepted waste (wrong waste category)

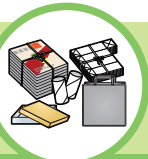
- Paper cups, paper containers (ice cream, 'cup ramen', paper containers with Paper Marks such as yogurt, etc., water-repellent-laminated paper containers) → Combustible waste.
- CD (DVD) cases, plastic spoons / forks / straws, Styrofoam seafood carriage box, Styrofoam large cushions for home appliances → Plastic products.

Never put the following items in a waste bag.

- Injection needles, syringes (the City cannot process them)
- Scissors, razors, smartphones, electric toothbrushes (non-combustible waste)
- Lighters, mobile batteries (hazardous waste)

"Containers" and "Packaging" are defined as items that become unnecessary when the content has been consumed or removed.

(Cited from "The Japan Containers and Packaging Recycling Association" official website)



Magazines, Books, Misc. papers (Resources)

Every two weeks

Put magazines and books in paper bags or tie them crosswise with string.




Fill shredded paper in a separate bag, air out, and tie the mouth of the bag.



Let's recycle scrap papers!

Scrap paper that may end up as combustible waste can also be recycled. Since miscellaneous papers come in different sizes, it may be easier to stuff them in a paper bag than tying them up. If a paper bag is not available, they can be sandwiched between magazines, etc., and tied up as instructed for magazines and books.



Paper bags can be made from wrapping paper or ad flyers that are no longer needed.

Let's make a miscellaneous paper collection bag!



Common mistakes (non-acceptable waste)

Even if the ♻️ mark is printed, you cannot recycle it.

Scented paper (detergent boxes), soiled paper (used tissues, waterproof paper (paper cups, yogurt containers, etc.) photographic, thermal paper (receipts), carbon paper (receipts, etc.), laminated paper, 'Cup ramen' lid, envelope with cushioning material, sealed correspondence postcard, etc.

Dispose of all items above as combustibles.

[On a rainy day, postpone until the next collection day]



Cartons (Resources)

Every two weeks

Rinse inside carton, unfold and flatten. Wrap with string, form a cross and tie a knot.



• Remove the plastic spout from paper cardboard cartons and discard as plastic containers. (See page 17.)

※ Put out paper packs with an aluminum coating on the inside as miscellaneous paper.



Newspapers / Flyers (Resources)

Every two weeks

Wrap with string, form a cross and tie a knot.



If you want to take it to the retailer, please attach the label provided by the retailer.

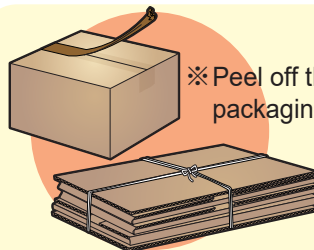
If this label is displayed, the city will not collect it.
※ Put out advertisements and flyers other than inserts as miscellaneous paper.



Cardboard / Brown papers (Resources)

Every two weeks

Wrap with string, form a cross and tie a knot.



※ Peel off the packaging tape.

• Please discard used pizza boxes as combustible waste.
• Brown paper pieces can be discarded in brown paper envelopes.

※ Brown paper has a brown torn cross-section.

We will collect waste even on rainy days. When disposing of it, put it out in the usual place.




Glass bottles (Resources)

(Beverages, foods, cosmetic bottles, etc.)

Once a week

Put in a basket or bucket.




- Put bottles in a designated crate, etc. provided by a multi-household complex.
- Do not put bottles into a plastic bag.

Bottles used for fruit liquor ▶



Common mistakes (non-acceptable waste)

- Plastic bottle caps → Plastic Packaging and Containers
- Metal bottle caps → Non-combustible waste
- Ceramic bottles, glass tableware, homemade glass pickle and brewing bottles, broken bottles → Non-combustible waste




Cans (Resources)

(Cans of beverages, food, sweets, etc.)

Every two weeks

Put in a basket or bucket.



- Put bottles in a designated crate, etc. provided by a multi-household complex.
- Do not put bottles into a plastic bag.

Common mistakes (non-acceptable waste)

- Spray Cans → Wednesday "Spray cans" (See page 20.)
- Eighteen-liter drums → Bulk waste
- Paint cans (designated as non-combustible waste if the remaining paint is wiped clean)



※The City does not dispose of cans in which paint is remaining.



PET bottles (Resources)

(PET bottles for beverages, alcoholic beverages, and specific seasonings).

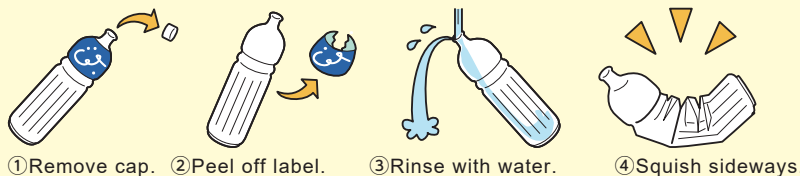
Once a week

Use transparent or translucent bags for waste up to 45 liters.

※You cannot use collection bags designated by other cities.

■ Beverage containers: drinking water, tea, juice, etc.

Please dispose of it to the collection box of the store where you bought it.



- Rinse lightly with water.

Remove cap and label, discard as Plastic Packaging and Containers. (See page 17.)



PET bottles without this recycling symbol should be disposed of as Plastic Containers.
[Examples] Cooking oils (salad dressings, salad oil), sauces and grilled meat sauces, non-food products (detergents, shampoos, cosmetics, medicines, etc.)

※Please dispose of PET bottles that are used for crafting or crushed vertically as non-combustible waste.



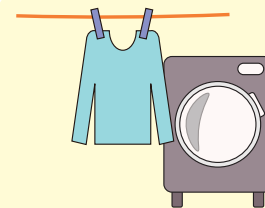
Recyclable clothing (Resources)

(Clothing, fabrics)

Every two weeks

Use transparent or translucent bags for waste up to 45 liters.

※You cannot use collection bags designated by other cities.



※Wash and dry used clothing before bagging them.



- Put items made of cotton other than clothing to Combustible waste (designated combustion waste bags).

[On a rainy day, please postpone until the next collection day.]

We will collect even on rainy days.

If you put waste out, please put it out in the usual place.

※ Clothing will be reused. Please leave clothing with buttons and fasteners attached.



Pruned branches (Resurces)

Once a week



- Please cut the pruned branches to approximately 50 cm (branch diameter up to 15 cm), and tie the length with string so that it can be held in one hand.
- Weekly disposal limit is up to 5 bundles.

Unacceptable waste (wrong waste category)

Flowers, Timber wood, Bamboo, Hemp palm, Lacquer, Oleanders, Gatepost "Kadomatsu" are "Combustible waste" (Use yellow designated bags).

Note Leaves and weeds are also combustible waste. Use transparent or translucent bags for disposal. (See page 15.)

Mobile phone, small appliances collection box

Mobile phone collection box

Acceptable waste Mobile phone / Smartphone

Box installation locations

Tachikawa General Branch Office <small>※If a public holiday falls on a Saturday or Sunday, the facility will open and close the substitute holiday.</small>	Monday to Sunday (excluding holidays)	Weekdays 8:30 a.m. ~ 8 p.m. Saturdays and Sundays 8:30 a.m. ~ 5 p.m.
Fujimi Branch Office	Monday to Friday (excluding holidays)	8:30 a.m. ~ 5 p.m.
Tobu Branch Office	Monday to Friday (excluding holidays)	8:30 a.m. ~ 5 p.m.
Seibu Branch Office	Monday to Friday (excluding holidays)	8:30 a.m. ~ 5 p.m.
Izumi Civic Gymnasium <small>※If a public holiday falls on the second or fourth Thursday of the month, the facility will open and close the following weekday.</small>	Monday to Sunday (excluding 2nd and 4th Thursdays)	9 a.m. ~ 11 p.m.
Shibasaki Civic Gymnasium <small>※If a holiday falls on the third Monday of the month, the facility will open and close the following weekday.</small>	Monday to Sunday (excluding the third Monday)	9 a.m. ~ 11 p.m.

Small appliances collection box

Acceptable waste Mobile phones, Smartphones, Tablets, Digital cameras, CD/MD players, Electronic dictionaries, Video cameras, Gaming machines, Car navigation devices, Portable music players, AC adapters, Cables, etc.



Box installation locations

City Hall (Main building)	1F Lobby	Mon ~ Fri 8:30 am ~ 5:00 pm
Kodomo Mirai Center	1F South Lobby	Mon ~ Sun 8:30 am ~ 10:00 pm
Clean Center TACHIMNEY	1F Entrance Admin. Bldg.	Mon ~ Sun 9:00 am ~ 5:00 pm (Closed on the first Monday of every month, or the next day if it falls on a holiday)
General Recycling Center	1F Entrance of Recycle Shop	Tue ~ Sun 10:00 am ~ 4:00 pm



Hazardous waste Spray cans

Once a week

※You cannot use collection bags designated by other cities.



※Put about half of the fluorescent tubes in a collection bag and dispose of them.

※ Fluorescent lights, batteries, Lighters, Mercury thermometers etc.

(In particular, rechargeable batteries, such as mobile batteries that use lithium-ion cells, are rarely ignited and may lead to fire accidents. Be sure to dispose of them as hazardous waste.)

- Let gas out of lighters completely.
- Use transparent or translucent bags less than 45 liters for disposal. Write "有害ごみ(Hazardous waste)" on the bag.

LED bulbs are non-combustible waste.

※Cassette cylinders and aerosol cans (all cans and bottles containing gas such as deodorant sprays and hairdressing sprays)

Be sure to use up the gas.

These notations indicate cautions.

火気と高温に注意 火気に注意

Put only spray cans into transparent or translucent bags of less than 45 liters for disposal. (Do not mix spray cans with other hazardous waste.)

Users of carbon dioxide cylinders usually have to return them to the manufacturer. The city cannot collect them.



※DO NOT puncture holes.

Animal carcass disposal, collection request

Animal carcass disposal fee

- Stray animals (Collection) Free
- Deceased pets (Collection) 4,000 yen
- Carrying in directly 3,000 yen

Collection request

Please contact the Waste Management Division or visit Tachikawa City Official Website and check for contact information.

Animal carcasses disposal site

(Clean Center 町たしまに、) 2002 Izumi-cho

☎042-519-5319

【Acceptance hours】 8:30 am-12:00 pm, 1:00 pm-4:00 pm
Monday to Friday

Unacceptable Waste in Tachikawa City

Tires, Tire wheels, Batteries, Auto parts, Fire extinguishers, Large safes, Paints, Dirt, Rocks, Sand, Pianos, Agricultural Chemicals, etc., Gas canisters, (Butane gas portable cartridges not included), Toxic substances as medication, Concrete, Bricks, Construction debris, Medical waste (Hypodermic needles), Kerosene, Automobiles, etc.

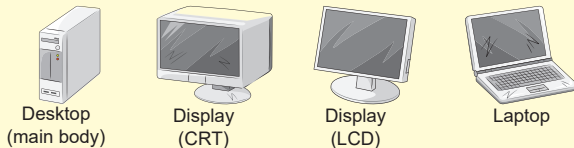
We do not accept interior restoration debris produced by contractors. Please arrange disposal directly with vendors.



Computers

- Desktop PCs (main body)
- Displays (CRT, LCD)
- Laptop computers

Choose one of the contractors for recycling PCs below.



① PC manufacturer

PCs with the PC Recycling Symbol are collected free of charge and those without will be charged for the recycling fee. For more details, refer to the website of your PC manufacturer.

② PC3R Promotion Association

PC manufacturers who have withdrawn from the industry or homebuilt PCs will be charged a recycling fee.

☎03-5282-7685 <https://www.pc3r.jp>

③ Renet Japan Group, Inc. (City-partnered operators)

If you have a computer, we can collect one box of cardboard for free. For details, refer to the website or contact the following information.



<https://www.renet.jp>

☎0570-085-800 (Opens: 10:00 am ~ 5:00 pm)
FAX: 0562-45-2918




Automobiles

(Motorcycles, Motorized bicycles)

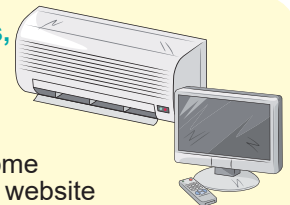
For discarding your vehicle, please contact the shop handling scrapped automobiles or Japan Automobile Recycling Promotion Center.

- ▶ Motorcycle Recycling Call Center
☎050-3000-0727
- ▶ Japan Automobile Recycling Promotion Center
Website: <https://www.jarc.or.jp/motorcycle/>



Items subject to Home Appliance Recycling Act

Use one of the following methods to discard these items: air conditioners, TV sets, refrigerators, warm/cold storages, freezers, washing machines, and clothes dryers.



- ① Pay the recycling and shipping fee to the retailer who you purchased from or plan to exchange.
- ② Ask City-designated contractors for collection. Purchase a home appliance recycling ticket at a post office and check the city's website to find a collection and transportation service provider.
- ③ Bring it by yourself. Purchase a home appliance recycling ticket at a post office and bring it to the designated collection site.

▶ NIPPON EXPRESS TACHIKAWA AGENCY:

Tachihi Real Estate Building No.222 (Section C) 935-1, Izumi-cho, Tachikawa City
Business hours : Monday ~ Sunday (Closed on National holidays* Open on some Saturdays.
9:00 am~12:00pm/1:00pm ~5:00pm

☎ 042-524-3217

※Please enter from the gates with guards (Central Gate or South Gate).

▶ Contacts for Home appliances recycling ticket and recycling fees
Home Appliance Recycling Ticket Center, Home Appliances Association

☎0120-319640

Business hours : 9:00 am~6:00pm
(Closed: Sunday, National holidays)
Website: <https://www.rkc.aeha.or.jp>



Bulk waste

Pay Service Reservation System

For receiving the collection service, you need to apply online or by phone and purchase a Bulk Waste Ticket.


Bulk Waste Reservation Center ☎042-531-5311 (<https://sodaigomi.city.tachikawa.lg.jp/Public>)

How to reserve bulk waste collections

※ For details on how to dispose of waste, please review this QR code.



1 Measure item size (height x width x depth, especially mid to large items, such as kitchen cabinets and drawer chests.)



2 Apply for bulk waste collection.

●Online Reservations

Business hours : 24 hours/day

Open the application website with the QR Code on the right or the URL below.

(<https://sodaigomi.city.tachikawa.lg.jp/Public>)
Enter the required information.



●Telephone Reservations

Bulk Waste Reservation by Phone ☎042-531-5311

Business hours : 9 am to 4 pm (Monday thru Friday)

※Excluding holidays and year-end and New Year holidays

After applying, we will inform you about the collection date, points, etc.

Since there are many applications on weekdays after holidays (especially in the morning), it is difficult to connect to the phone. Please call after a while.



3 Purchase Bulk Waste Ticket. (See page 23 for retailers.)



4 Discharge by 8 am on the day of collection.

We will collect by the evening of the collection day. Need not to accompany.



Note

- Bulk waste collection is limited to once a month.
- Recollection is not available within one month from the collection day in the same household.
- Up to 20 points can be earned per collection.
- For moving out purposes, please plan waste collections systematically.
- The mounting sheet that remains after pasting the processing ticket on the item will serve as your receipt. Please keep it in a safe place until the collection is complete. Please put out by 8:00 a.m. on the day of collection.

Waste Fee Exemption System

Those who meet the following requirements qualify for the bulk waste fee exemption. For more details, contact Waste Management Division.

- Livelihood protection beneficiaries
- Persons who are provided a disability certificate, etc.

All households are exempt from municipal tax and meet the following requirements.

- Issued Class 1 or 2 of the Physically Disabled Handbook
- Issued Class 1 of Mental Illness Health and Welfare Handbook
- Issued Class 1 or 2 of the Aino-Techo Handbook.

- Those who were affected by disasters such as fire and flood damage

Bring in directly (non-bulk waste also accepted, reservations not required)

Clean Center ぽいたちむに。

Combustible waste, bulk wood waste, futon mattress, etc.

2,002 Izumi-cho

☎042-519-5319

General Recycling Center

Non-combustible waste, recyclable waste, bulk waste (non-wooden), etc.

4-77-1 Nishisunacho

☎042-531-0950

Open: Mon ~ Fri (incl. holidays) 8:30 am-12:00 n, 1:00 pm ~ 4:00 pm

Fees: ¥300/10kg (Direct bringing in does not require the Bulk Waste Tickets. Please pay in cash.)

When you carry in the waste, you need to show documents such as your driver's license or mail you received that indicates the address (waste discharge location), in Tachikawa City at the reception desk.

You can bring it in only by yourself.

Bulk Waste Label & Sewer Collection Ticket Sales Location List

As of October 2023 (Reiwa 5).

※Calls from a cellphone or smartphone require dialing the area code "042."

Available Store (facility)	Address	Telephone
Fujimi-cho		
Masuko Real Estate Co. Ltd.	1-33-8	523-3921
Hatano Rice Store	2-32-34	522-2884
FamilyMart Tachikawa Fujimidori	3-4-12	540-6416
Lawson Fujimicho 6-chome Store	6-48-27	525-5414
Ishikawa Bicycle Shop	7-22-12	525-4074
Shibasaki-cho		
Silver Jinzai Center Shibasaki HQ	1-17-7	527-2204
Shoseido	2-17-6	522-2328
Family Mart Tachikawa Station South Exit	3-3-7	540-1029
Shibasaki Shokuryou, Hanbai Credit Union	3-8-18	522-3716
Sake Daigo	4-6-19	522-4926
Nishiki-cho		
Azuma Rice Store	1-4-7	522-3964
Drug Store Nankodo, Nishikicho Branch	1-6-13 Heights Watanabe 1F	525-2363
Seven-Eleven Tachikawa Nishiki 2-chome	2-5-16	524-5788
Ichikawa Shoten	2-11-23	522-2396
Moritataichi Shoten	5-5-32	522-4980
Fujigiken	6-10-23	522-2453
Hagoromo-cho		
Sayamaen	1-23-7	527-0146
Hagoromo Shoten	2-23-4	522-4303
Akebono-cho		
Maruyama	1-14-17	522-2007
Ozaki Shoten	2-15-21 Ozaki Bldg. 4F	522-3878
Seven-Eleven Tachikawa Akebono 2-chome	2-42-23	521-2253
Seven-Eleven Tachikawa Akebono 3-chome	3-7-15	523-0721
Takamatsu-cho		
Omata Shoten (Omata Store)	2-4-19	522-3038
Yokocho-ya	2-11-23	522-2609
Omata Rice Store	3-14-14	522-5547
Sunagawa-ya	3-15-19	522-3369
Kinema dori Shokuryou Hanbaijyo Motoki Rice Store	3-20-11	522-3811

Available Store (facility)	Address	Telephone
Sakae-cho		
Shimizu Liquor Store	2-33-2	536-0351
Family Mart Tachikawa dori Store	3-53-1	540-1228
Sugiura	4-28-5	536-0370
Wakaba-cho		
Yamakou Liquor Store	1-12-4	536-6356
Keyaki Danchi Resident's Association	1-13-2	535-7592
Wakaba-cho Danchi Resident's Association	4-25-1 West Assembly Hall (Bldg.42)	537-0397
Saiwai-cho		
Shimizu Shoten	1-5-1	536-1370
Daikokuya	2-47-8	536-0851
Maruko Saiwai Rice Store	4-18-4	536-6673
Tachikawa Saiwai-cho Danchi Resident's Association Secretariat	4-52-1 Bldg. 25	536-6529
Izumi-cho		
Seven-Eleven Tachikawa City Hall	1156-9	527-2279
Midori-cho		
Seven-Eleven Tachikawa Midori-cho	6-5	529-1615
Kashiwa-cho		
Lawson Tachikawa Kashiwa-cho	2-12-9	537-0803
Pharmacy Mint	4-2-41	536-3010
Tachikawa Kashiwa-cho Jyutaku Danchi Incorporated Management Association	4-51-1	536-6761
Sunagawa-cho		
Silver Jinzai Center Sunagawa Branch	1-52-17	534-3222
Seven-Eleven Tachikawa Sunagawa-cho	2-40-4	534-4966
Umeda Shoten	2-43-6	536-2870
Sunato Shokuhan	3-41-2	536-2513
Takasugi Shoji Tachikawa Office	5-16-2	847-6411
Yoshizawa Shoten	6-3-1	535-4641
Kamisuna-cho		
Umeda Liquor Store	3-11-19	536-2321
Y-Shop Kamisuna-cho Store	4-40-1	536-2824
Family Mart Tachikawa Kamisuna 5-chome	5-1-8	538-4046
Seven-Eleven Tachikawa Sunagawa Ekimae	5-48-2	535-5166

Available Store (facility)	Address	Telephone
Ichiban-cho		
Suzuchu Matsui	6-5-3	506-8836
Nishisuna-cho		
Family Mart Seibu Tachikawa Station South Exit	1-22-31	520-2660
Seven-Eleven Nishisuna 2-chome	2-60-3	531-8411
Nishisuna Shokuhin	4-2-2	531-2558
Silver Jinzai Centers, Nishisuna Recycling Center	4-77-1	569-3666
Bunshodo	6-1-14	531-2708
Outside the city		
Family Mart Akishima Musashino	Akishimashi Musashino 2-12-25	500-6072
Public Facilities		
Tachikawa General Branch Office (Tachikawa Tacross 1F)	Akebono-cho 2-2-27	540-0020
Tachikawa Nishiki Branch Office (Kodomo Mirai Center)	Nishiki-cho 3-2-26	523-2141
Tachikawa Fujimi Branch Office	Fujimi-cho 7-17-12	521-4686
Tachikawa Tobu Branch Office	Wakaba-cho 3-34-1	536-6770
Tachikawa Seibu Branch Office	Nishisuna-cho 6-12-10	531-6953

- Please note that listed stores and offices may be temporarily closed during the year-end and New Year holidays and summertime in addition to regular holidays.
- Listed stores for Bulk Waste Stickers and Sewer Collection Tickets may be changed. The latest information can be checked on the Tachikawa City official website or scanned the QR code to the right.

